

510

Continuous Blowdown Ball Valve 510 PN 16 DN 15

Purpose and Application

Ball valve with electric actuator for discharging boiler blowdown from steam boilers. The continuous blowdown ball valve 510 is designed for use with the boiler blowdown controller LRR 1-50, LRR 1-52 or the conductivity switch LRS 1-50 and the conductivity electrodes LRG 16-9 or LRG 16-4. The equipment combination is designed for use in automatically operated installations, e. g. in compliance with the directives for operation without constant supervision to TRD 604 EN 12952 and EN 12953.

Design

The continuous blowdown ball valve 510 consists of a maintenance-free three-piece stainless steel ball valve with an integrated electric actuator.

Design

Continuous blowdown ball valve 510 with screwed sockets BSPT 1/2".

Function

The TDS (= total dissolved solids) content of the boiler water is monitored by the conductivity controller by means of a conductivity electrode. When the set point adjusted on the conductivity controller is exceeded in the boiler water (e. g. due to increased steam outlet), the conductivity controller switches the relay for the valve position to "OPEN". The degree of opening and consequently the flowrate of the ball valve in "OPEN" position can be adjusted with a control cam on the servomotor.

Technical Data

Service pressure

10 barg at 185°C

Kvs value

10.2 m³/h

Nominal size

BSPT 1/2", DN 15

End connection

Screwed sockets

Material

1.4401

Actuator

EF 0.7

Mains voltage

230V, 50/60 Hz

Power consumption

4 VA

Actuator speed

60 sec. for 90°

Torque

15 Nm

Ambient temperature

Max. 60°C

Protection

IP 65

Actuator case material

Housing: Die-cast aluminium

Cover: Plastic

Weight

approx. 2.5 kg

Important Notes

The continuous blowdown valve must be installed in the continuous blowdown line of the boiler (see example of installation).

Continuous Blowdown Ball Valve 510 PN 16 DN 15

Order & Enquiry Specification

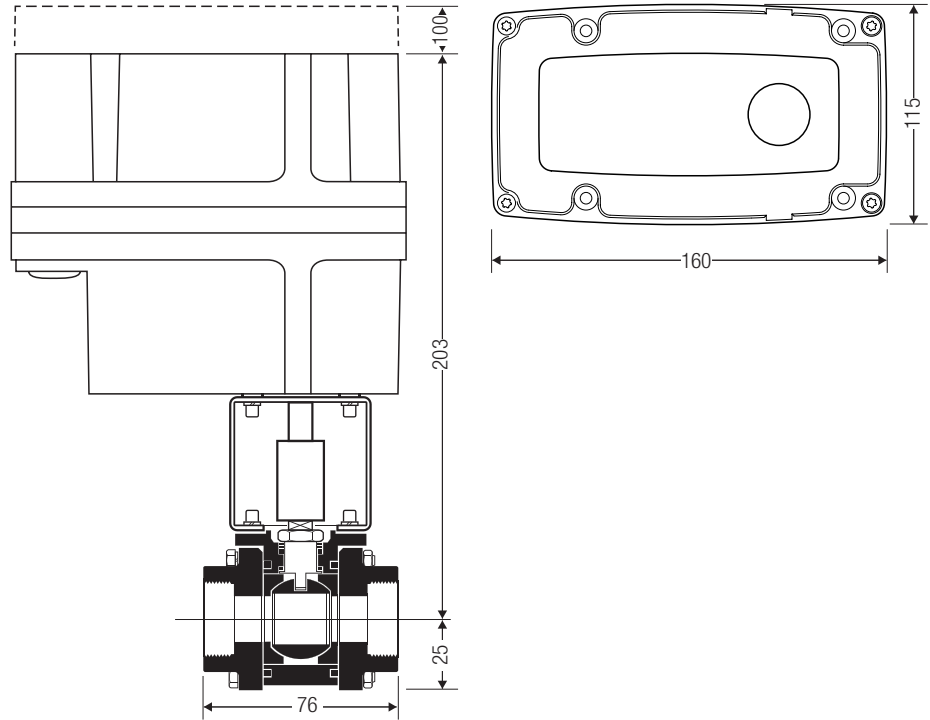
GESTRA Continuous blowdown ball valve
Continuous blowdown ball valve 510
Acceptance inspection.....
Length of installation 76 mm

The following test certificates can be issued on request, at extra cost: In accordance with EN 10204-2.1, -2.2 and -3.1B.
All inspection requirements have to be stated with the order.
After supply of the equipment certification cannot be established. For tests and inspection charges please consult us.

Ancillaries

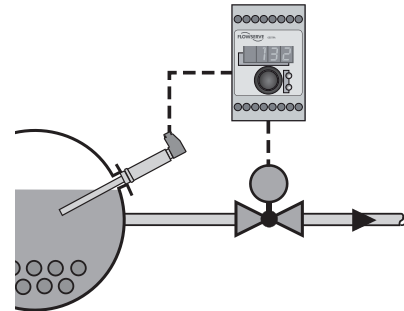
Conductivity controller LRR 1-50, LRR 1-52
Conductivity switch LRS 1-50
Conductivity electrodes LRG 16-9, LRG 16-4

Dimensions

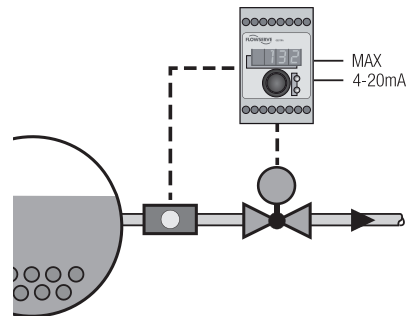


Examples of installation

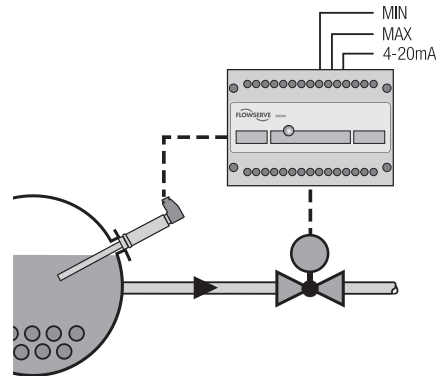
Example 1:
Conductivity electrode LRG 16-4
Conductivity switch LRS 1-50
Continuous blowdown ball valve 510



Example 2:
Conductivity electrode LRG 16-9
Continuous blowdown controller LRR 1-50
Continuous blowdown ball valve 510



Example 3:
Conductivity electrode LRG 16-4
Continuous blowdown controller LRR 1-52
Continuous blowdown ball valve 510



Supply in accordance with our general terms of business.

GESTRA AG

P. O. Box 10 54 60, D-28054 Bremen
Münchener Str. 77, D-28215 Bremen
Tel. 0049 (0) 421 / 35 03 - 0, Fax 0049 (0) 421 / 35 03-393
E-mail gestra.ag@flowserve.com, Web www.gestra.com

